

K

Compact Blower for Air Domes

Galvanized Steel Plate

Heating medium oil EL, gas, electric power
 Heat output 165 - 675 kW
 Air output 10,400 - 44,500 cbm/h
 Main blower and stand-by engine
 Authority as per DIN EN 13842



Matching to Air Dome:



Blower, engine room cabins and entrance elements can be supplied in any RAL colour

GUSTAV NOLTING GmbH

Orbker Straße 38 | D-32758 Detmold
 Phone +49 (0) 52 31 . 60 01-0
 Fax +49 (0) 52 31 . 60 01-51
 info@gustav-nolting-gmbh.de
 www.gustav-nolting-gmbh.de



Air Domes - of multipurpose use!

An interesting, cost-optimized alternative to a solid construction with nearly unlimited possibilities of layout (size, form, colours) and use (sports, events, exhibitions, storage, production)

Fan Technology

Compact / Pressure Control Blowers as

- Warm air heater, heating medium oil, gas, electricity, hot water or steam
- Cold air blower, electric or diesel engine (stand-by engine)


With integrated automatic switching (main-blower / stand-by engine) and for external installation with weatherproof ISO roof.

Can also be supplied assembled in a power room cabin with heating oil / battery tank (4,500 litres) system.


Additional Controls

Additional safety of operation by:

- Room temperature control (day, night, week program)
- Control depending on hall pressure
- Control depending on wind pressure
- Snow control by sensors
- Visual and acoustical alarm system
- Remote monitoring by internet or SMS



Burner side



Blow-out side

Please see back page also ►

Technical Data

Type	K-	140/D	180/D	250/D	300/D	350/D	480/D	580/D
Nominal heat loading capacity	kW	181	233	323	388	452	620	750
Nominal heat output	kW	163	210	291	349	407	558	675
Air output main blower	cbm/h	10,400	14,400	20,000	24,000	26,000	35,000	44,500
Air output stand-by engine	cbm/h	10,000	12,000	14,000	16,000	20,000	25,000	30,000
External pressure	Pa	300	300	300	300	300	300	300
Motor output	kW	4.0	5.5	7.5	11.0	2 x 5.5	2 x 7.5	2 x 11.0
Length inclusive intake bar	mm	4,300	4,700	4,700	4,700	5,900	5,900	5,900
Width without adapter for supply/return air	mm	1,290	1,670	1,670	1,670	2,300	2,300	2,300
Height	mm	1,150	1,380	1,380	1,380	1,840	1,840	1,840
Diameter supply air	mm	800	1,000	1,000	1,000	1,200	1,200	1,200
Diameter return air	mm	600	800	800	800	1,000	1,000	1,000
Diameter exhaust system	mm	250	300	350	350	450	450	550
Weight without burner	kilos	1,400	1,800	1,800	1,900	3,200	3,500	3,700


Subject to changes of dimensions and technical data (Version: 2013-06.2)

Fan Technology - Additional Controls - Entrance Elements

Individually matching to project requirements and customers requests.



Hockey hall 6,400 sqm - "supported and heated" by 2 units type K300/D (total air output 48,000 cbm/h)



Compact blower
mounted into a Nolting
power room cabin.



Sensor Control
Wind / Snow



GUSTAV NOLTING GmbH
Orbker Straße 38 | D-32758 Detmold
Phone +49 (0) 52 31 . 60 01-0
Fax +49 (0) 52 31 . 60 01-51
info@gustav-nolting-gmbh.de
www.gustav-nolting-gmbh.de

Entrance Elements

- Revolving doors, emergency doors, man locks (optional half or fully glazed)
- Air locks for fork lifts and trucks (with or without electrical door drive)

Can also be supplied as entrance combination.